

Scaled data based on original data using
LM-79-08 Approved Method: Electrical and Photometric Measurements of Solid-
State Lighting Products

Test Report Prepared for
Cooper Lighting Solutions
(formerly Eaton)

Brand: STREETWORKS

Report Number: P882395

Luminaire Tested: **NVN-SB2B-730-U-T1**

Issue Date: 10/7/2024

Test Information

Test Method: LM-79-08
Report Number: P882395
TEST IS SCALED FROM IESNA LM-79-08 TEST DATA (G2-2405-108-2)
Test Lab: INNOVATION CENTER
Issue Date: 10/7/2024
Manufacturer: COOPER LIGHTING SOLUTIONS (FORMERLY EATON)
Product Line: STREETWORKS
Catalog Number: NVN-SB2B-730-U-T1
Description: NAVION ROADWAY AND AREA HIGH DENSITY LED LUMINAIRE
(2) 70 CRI, 3000K, 450mA LIGHTSQUARES WITH 26 LEDS EACH AND TYPE I OPTICS
Light Source: -
Ballast/Driver: ELECTRONIC DRIVER

Summary

Lumens per Lamp: N/A
Luminaire Lumens: 11176 lumens
Efficiency: N/A
Efficacy: 151.2 lumens/watt
Luminous Opening: Rectangular (W 0.5' x L: 1' x H: 0')
IES Classification: Type I - Short
BUG Rating: B3 - U0 - G3

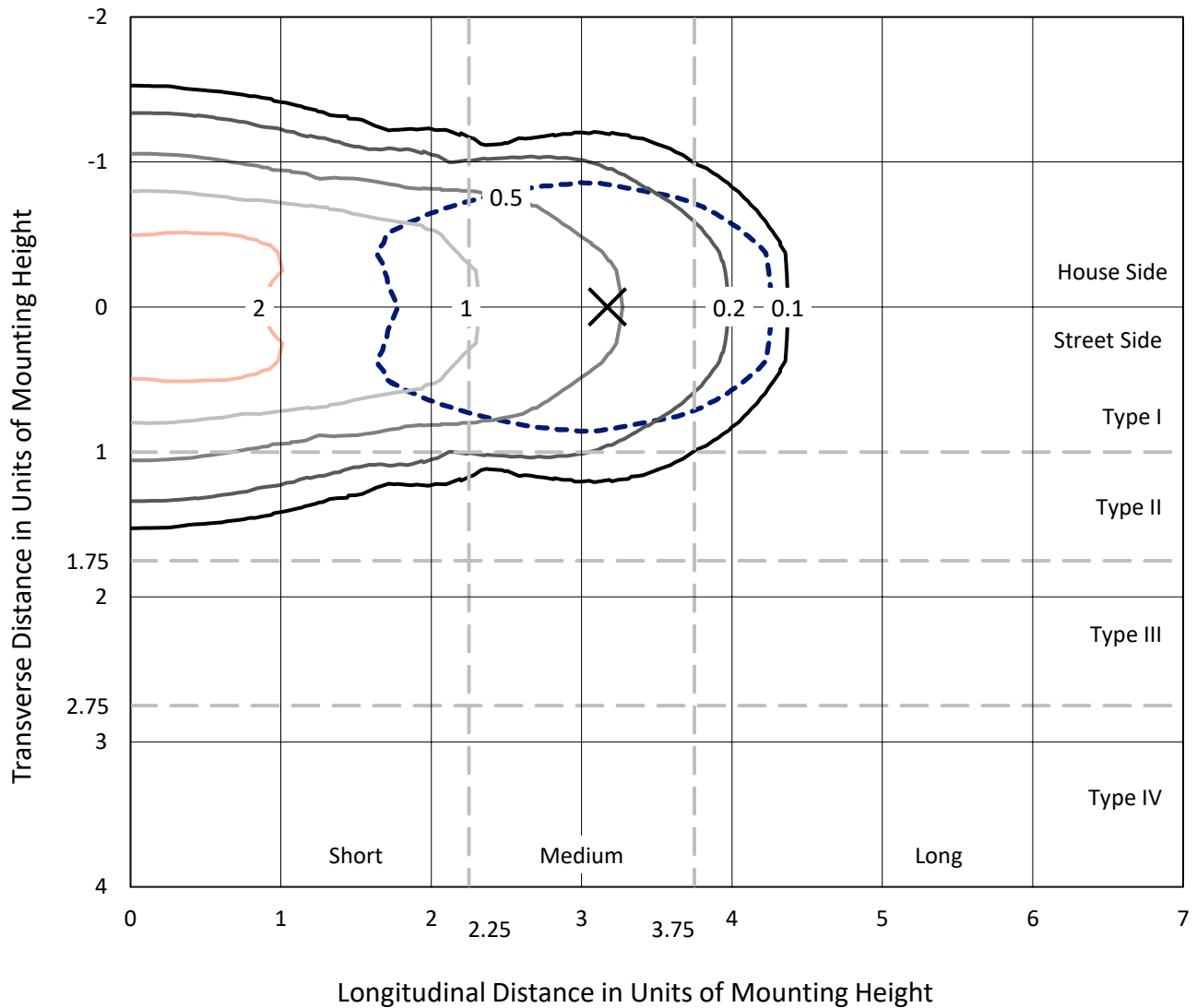
Input Watts (W): 73.9
Input Voltage (V): 120.0
Input Current (Ain): 0.627
Voltage Rise (V): NR
Power Factor: 0.988
Total Harmonic Distortion (THDi): 13.593
Frequency (hertz): 60
Stabilization Time: NR
Operation Time: NR
Ambient Temperature (°C): NR
Test Distance: 24 FT



REPORT NUMBER: P882395
 CATALOG NUMBER: NVN-SB2B-730-U-T1

Iso-Footcandle Lines of Horizontal Illumination

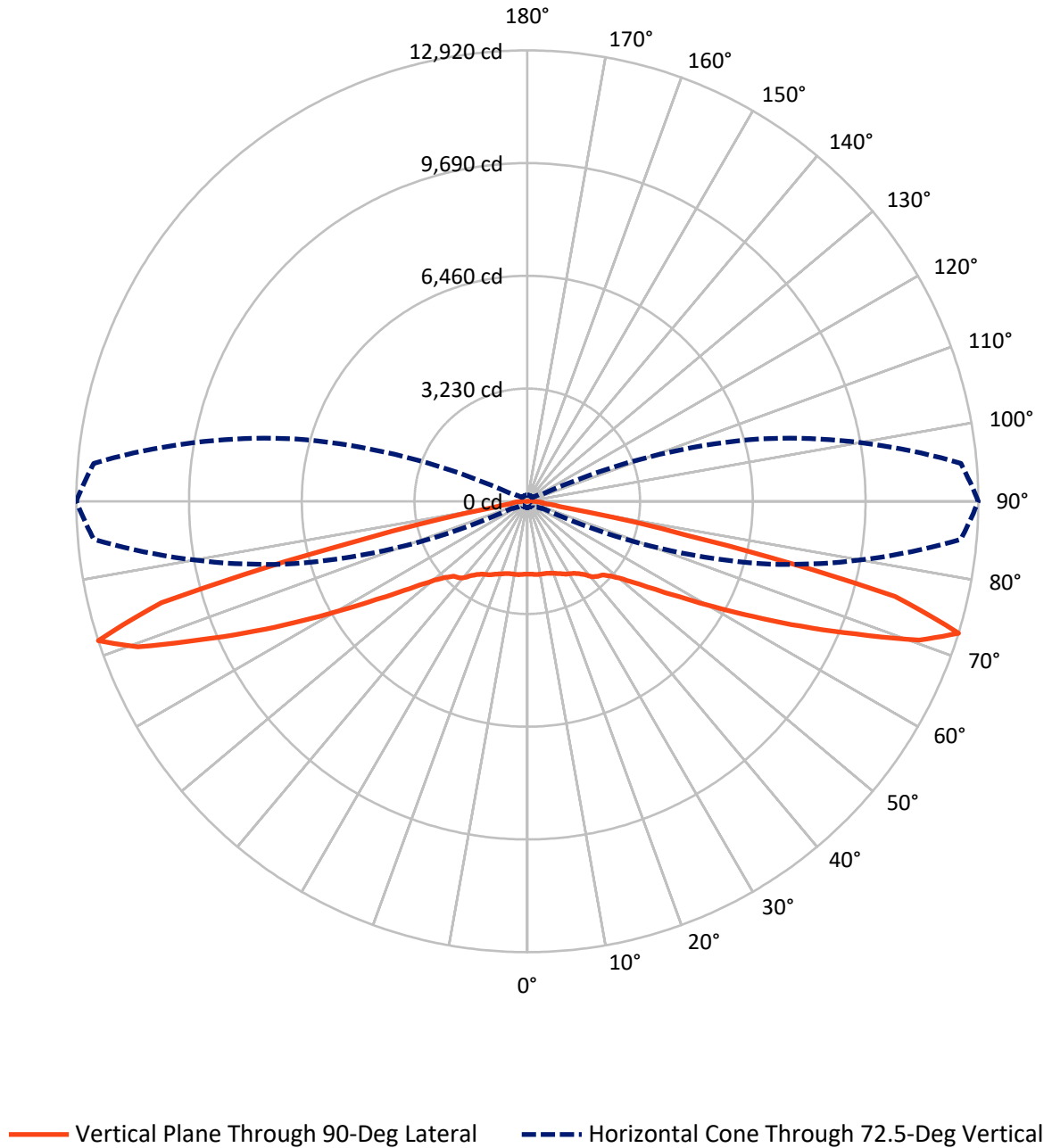
✕ Max cd
 - - - 1/2 Max cd



Based on 25 foot mounting height. Maximum calculated value = 3.3 fc
 Type I - Short - N/A

REPORT NUMBER: P882395
CATALOG NUMBER: NVN-SB2B-730-U-T1

Luminous Intensity Polar Plot



REPORT NUMBER: P882395
 CATALOG NUMBER: NVN-SB2B-730-U-T1

FLUX DISTRIBUTION:

		Downward	Upward	Total
House Side	Lumens	5588.0	0.0	5588.0
	% Fixture	50.0	0.0	50.0
Street Side	Lumens	5588.0	0.0	5588.0
	% Fixture	50.0	0.0	50.0
Total	Lumens	11176.0	0.0	11176.0
	% Fixture	100.0	0.0	100.0

ZONAL LUMENS:

Zone	Lumens	% Fixture
0°-10°	202.5	1.8
10°-20°	619.1	5.5
20°-30°	1032.4	9.2
30°-40°	1419.8	12.7
40°-50°	1734.0	15.5
50°-60°	2005.5	17.9
60°-70°	2391.3	21.4
70°-80°	1668.9	14.9
80°-90°	102.5	0.9
90°-100°	0.0	0.0
100°-110°	0.0	0.0
110°-120°	0.0	0.0
120°-130°	0.0	0.0
130°-140°	0.0	0.0
140°-150°	0.0	0.0
150°-160°	0.0	0.0
160°-170°	0.0	0.0
170°-180°	0.0	0.0
0°-90°	11176.0	100.0
0°-180°	11176.0	100.0

Coefficient of Utilization



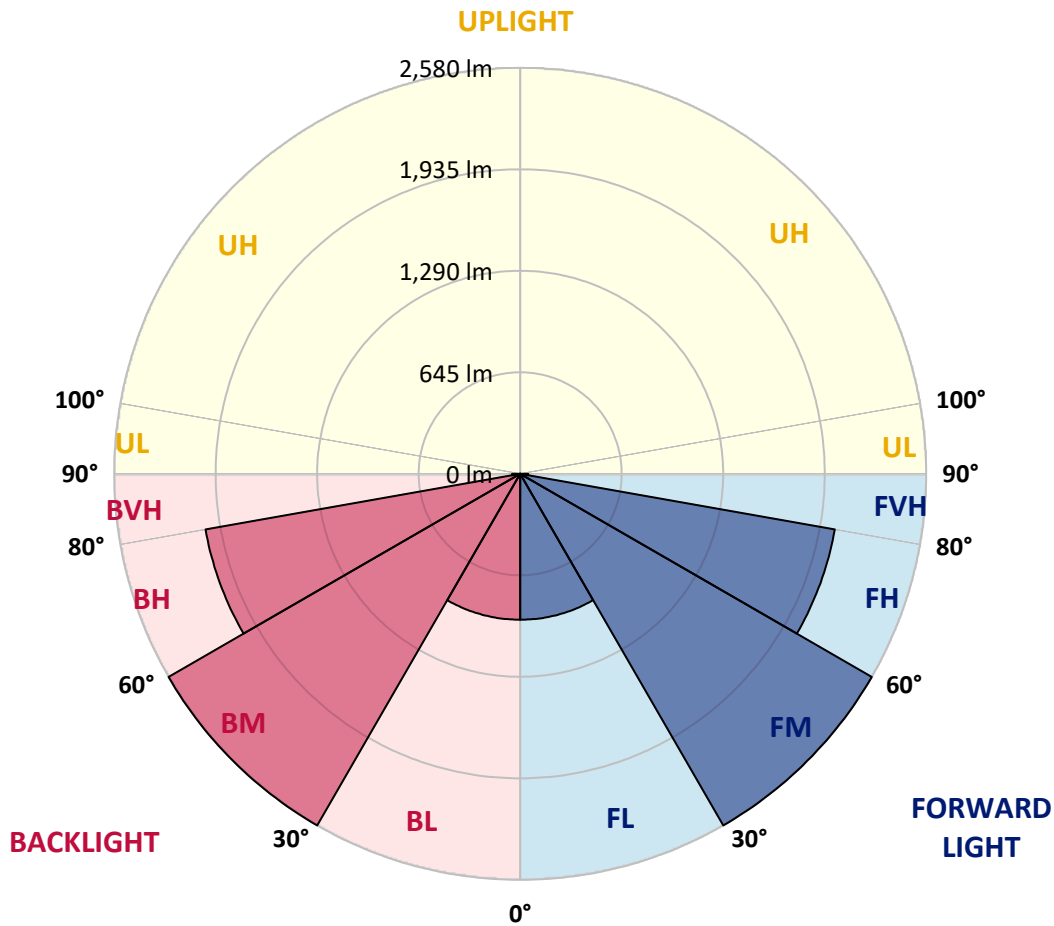
REPORT NUMBER: P882395
 CATALOG NUMBER: NVN-SB2B-730-U-T1

LUMINAIRE CLASSIFICATION SYSTEM LUMEN TABLE AND BUG RATING:

Zone	Lumens	% Fixture	Zone Rating/Lumen Limit		
			B	U	G
FL (0°-30°)	927.0	8.3			
FM (30°-60°)	2579.7	23.1			
FH (60°-80°)	2030.1	18.2			G2/5000
FVH (80°-90°)	51.3	0.5			G1/100
BL (0°-30°)	927.0	8.3	B2/1000		
BM (30°-60°)	2579.7	23.1	B3/5000		
BH (60°-80°)	2030.1	18.2	B3/2500		G3/2500
BVH (80°-90°)	51.3	0.5			G1/100
UL (90°-100°)	0.0	0.0		U0/0	
UH (100°-180°)	0.0	0.0		U0/0	

BUG Rating: B3-U0-G3

Type I Short



REPORT NUMBER: P882395

CATALOG NUMBER: NVN-SB2B-730-U-T1

CANDELA DISTRIBUTION (FULL):

	0°	5°	15°	25°	35°	45°	55°	65°	75°	85°	90°
0°	2088.4	2088.4	2088.4	2088.4	2088.4	2088.4	2088.4	2088.4	2088.4	2088.4	2088.4
2.5°	2090.1	2092.5	2092.5	2090.7	2094.9	2091.3	2091.3	2089.5	2091.3	2089.5	2089.5
5°	2100.8	2103.8	2105.0	2104.4	2109.7	2106.8	2106.8	2104.4	2105.0	2103.2	2103.2
7.5°	2121.0	2125.2	2127.6	2130.5	2138.2	2134.7	2132.3	2125.2	2122.2	2117.5	2117.5
10°	2127.6	2132.3	2140.0	2155.5	2173.3	2173.9	2166.8	2148.9	2135.3	2124.6	2122.8
12.5°	2107.4	2113.9	2129.9	2161.4	2201.2	2217.2	2206.0	2176.3	2149.5	2130.5	2127.6
15°	2081.8	2088.9	2113.3	2160.8	2219.6	2257.0	2255.8	2216.6	2173.9	2144.2	2139.4
17.5°	2042.0	2049.2	2084.2	2150.7	2233.9	2295.6	2312.3	2271.9	2211.9	2172.1	2165.6
20°	1970.2	1976.7	2025.4	2118.6	2238.6	2336.6	2380.0	2344.3	2269.5	2215.5	2205.4
22.5°	1876.9	1887.0	1944.0	2063.4	2227.3	2379.4	2457.2	2432.8	2336.6	2261.8	2248.1
25°	1777.1	1787.8	1854.3	1995.7	2198.2	2410.3	2548.7	2533.2	2412.7	2319.4	2300.4
27.5°	1691.0	1702.3	1774.7	1928.6	2153.1	2422.2	2639.0	2646.7	2504.7	2383.0	2362.8
30°	1623.3	1634.0	1711.2	1874.5	2094.9	2410.3	2717.9	2771.4	2598.6	2438.2	2409.1
32.5°	1549.0	1562.7	1644.1	1808.6	2026.0	2381.8	2786.8	2906.2	2707.3	2497.6	2460.8
35°	1455.2	1467.7	1553.2	1718.3	1935.7	2336.0	2844.5	3055.9	2862.9	2587.9	2546.9
37.5°	1341.2	1353.0	1438.0	1605.5	1846.0	2271.9	2888.4	3224.6	3048.2	2717.9	2663.3
40°	1226.5	1237.8	1317.4	1479.5	1738.5	2189.9	2903.9	3389.7	3260.8	2896.7	2838.5
42.5°	1121.4	1131.5	1204.5	1355.4	1617.9	2085.4	2883.7	3533.5	3451.5	3021.5	2946.6
45°	1024.6	1033.5	1098.2	1239.0	1492.6	1958.3	2823.1	3687.9	3678.4	3110.6	3009.6
47.5°	914.1	923.0	990.1	1126.1	1367.3	1809.2	2720.3	3839.9	3993.8	3312.5	3196.1
50°	779.3	787.0	855.9	996.1	1237.2	1650.6	2577.8	3959.3	4391.7	3618.4	3472.3
52.5°	619.5	627.8	694.9	835.1	1082.8	1480.1	2390.1	4037.1	4851.4	4065.0	3885.1
55°	460.9	466.9	525.1	651.0	891.5	1285.9	2154.9	4059.1	5372.9	4675.6	4450.5
57.5°	334.4	338.0	375.4	469.2	675.9	1043.0	1869.2	4002.1	5993.6	5458.5	5175.1
60°	270.8	272.0	283.3	324.9	469.8	768.6	1524.1	3806.1	6667.2	6467.6	6110.6
62.5°	245.9	245.9	248.9	260.2	317.8	507.2	1106.5	3399.8	7389.4	7742.8	7264.7
65°	228.7	228.7	229.9	235.2	250.6	323.1	698.5	2738.1	7998.2	9236.6	8632.0
67.5°	213.2	213.8	213.2	215.0	223.9	238.8	405.1	1891.2	8326.1	10784.5	10131.7
70°	197.2	198.4	195.4	195.4	202.5	203.1	253.6	1037.0	8054.1	12081.7	11910.0
72.5°	178.2	180.0	175.2	174.0	179.4	177.0	190.7	497.7	6914.8	12468.9	12920.4
75°	161.6	163.9	153.2	150.3	150.3	148.5	155.0	255.4	4487.9	10171.5	10879.5
77.5°	146.7	151.5	134.2	124.7	122.4	117.0	126.5	156.2	1963.0	4775.4	4676.2
80°	121.2	127.7	110.5	99.2	95.0	89.1	99.8	109.3	583.9	1108.9	1062.0
82.5°	90.3	93.3	78.4	70.7	67.1	63.0	74.8	76.0	190.1	392.6	443.7
85°	57.6	58.8	48.1	41.6	39.8	38.0	47.5	41.6	72.5	288.7	419.3
87.5°	20.2	23.2	18.4	16.6	17.8	14.8	22.0	12.5	20.2	203.7	252.4
90°	0.0	0.0	0.0	0.0	0.0	0.0	0.0	0.0	0.0	0.0	0.0

(END OF REPORT)